

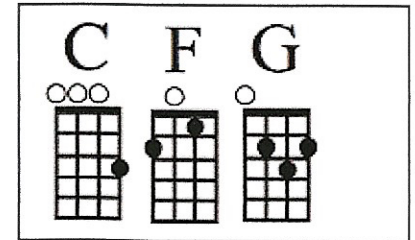
I'VE GOT PEACE LIKE A RIVER

Arrangement by Lisa Kljaich - Full Tutorial - <https://youtu.be/NxmRIRrUhI4>

Play with Downstrums – Starting Vocal pitch – open C string

Intro – [C] [C] [C]

[C] I've got [C] peace [C] like a [C] river,
[C] I've got [F] peace [F] like a [C] river,
[C] I've got [C] peace [C] like a [C] river
[C] In my [G]soul. [G] [G] [G]



I've got [C] peace [C] like a [C] river,
[C] I've got [F] peace [F] like a [C] river,
[C] I've got [C] peace [C] like a [G] river
[G] In my [C]soul. [C] [C] [C]

I've got [C] love [C] like the [C] ocean,
[C] I've got [F] love [F] like the [C] ocean,
[C] I've got [C] love [C] like the [C] ocean
[C] In my [G]soul. [G] [G] [G]

C	C	C	C
F	F	C	C
C	C	C	C
G	G	G	G
C	C	C	C
F	F	C	C
C	C	G	G
C	C	C	C

Each cell = 1 beat = 1
down strum

I've got [C] love [C] like the [C] ocean,
[C] I've got [F] love [F] like the [C] ocean,
[C] I've got [C] love [C] like the [G] ocean
[G] In my [C]soul. [C] [C] [C]

I've got [C] joy [C] like a [C] fountain,
[C] I've got [F] joy [F] like a [C] fountain,
[C] I've got [C] joy [C] like a [C] fountain
[C] In my [G]soul. [G] [G] [G]

I've got [C] joy [C] like a [C] fountain,
[C] I've got [F] joy [F] like a [C] fountain,
[C] I've got [C] joy [C] like a [G] fountain
[G] In my [C]soul. [C] [C]

BYE BYE LOVE

By Boudleaux Bryant, Felice Bryant - 1957

Arrangement by Lisa Kljaich – Full Tutorial - <https://youtu.be/R9L9Qg2i-ZU>

Cowboy strum ↓ ↓↑ - The first ↓ is a partial strum. Only play the G and C strings.

1 2 +

Starting vocal pitch = F (first fret of E string)

Intro – [C] [C] [C] [C]

Chorus: [F] Bye bye [C] love [F] Bye bye [C] happiness,
 [F] hello [C] loneliness I think I'm-a [G] gonna [C] cry-y
 [F] Bye bye [C] love [F] Bye bye [C] sweet caress,
 [F] hello [C] emptiness I feel like [G] I could [C] di-ie
 [C] Bye bye my [G] love [C] goodbye-eye [C] [C/]

There goes my [G] baby with-a someone [C] new
 [C] She sure looks [G] happy, I sure am [C] blue
 [C] She was my [F] baby till he stepped [G] in
 [G] Goodbye to romance that might have [C] been [C] 3x

Chorus

I'm-a through with [G] romance, I'm a-through with [C] love
 I'm through with [G] countin' the stars a- [C] bove
 And here's the [F] reason that I'm so [G] free
 My lovin' baby is through with [C] me [C] 3x

Chorus 2x

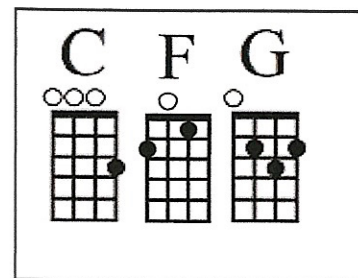
Outro: [F] Bye bye [C] love [C] – Repeat 3x
 Bye bye my [G] love good [C] by-eye [C] [C/]

Chorus – Each cell = 1
 Cowboy Strum

F	F	C	C	F	F	C	C
F	F	C	C	C	G	C	C
F	F	C	C	F	F	C	C
F	F	C	C	C	F	C	C
C	G	C	C	C	C/		

Verse

G	G	G	G	C	C	C	C
G	G	G	G	C	C	C	C
F	F	F	F	G	G	G	G
G	G	G	G	C	C	C	C



LOVE IS A ROSE

Neil Young - 1975, as sung by Linda Ronstadt,

Arrangement by Lisa Kljaich – The Ukulele Fool – Full Tutorial - <https://youtu.be/HAMHCutZWpY>

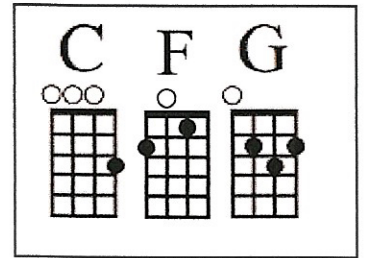
Cowboy strum ↓ ↓↑ - The first ↓ is a partial strum. Only play the G and C strings.

Starting vocal pitch – open E string

Intro: CCFC CCGC

Chorus

[C] Love is a rose but you [F] better not [C] pick it
 [C] It only grows when it's [G] on the [C] vine
 [C] A handful of thorns and you'll [F] know you've [C] missed it
 [C] You lose your love when you [G] say the word [C] mine



[F] I want to see what's [C] never been seen
 [G] I want to live that [C] age old dream
 [F] Come on lads we can [C] go together
 Let's [G] take the best right [C] now
 [G] Take the best right [C] now

Chorus

[F] I wanna go to an [C] old hoe-down
 [G] Long ago in a [C] western town
 [F] Pick me up but my [C] feet are dragging
 [G] Give me a lift and I'll hay your [C] wagon

Chorus

Outro: Mine, mine, mine, mine

[C] Love is a rose, [F] [C] love is a rose [G] [C] 2x (single strum on last C)

Each cell = 2 beats = 1 Cowboy Strum

Chorus

C	C	F	C
C	C	G	C
C	C	F	C
C	C	G	C

Verse

F	F	C	C
G	G	C	C
F	F	C	C
C	C	C	C